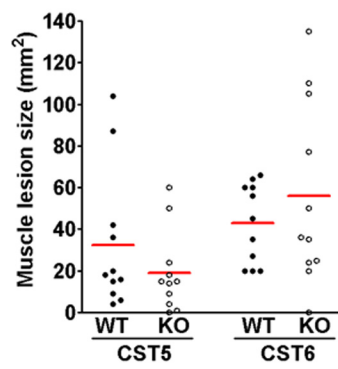
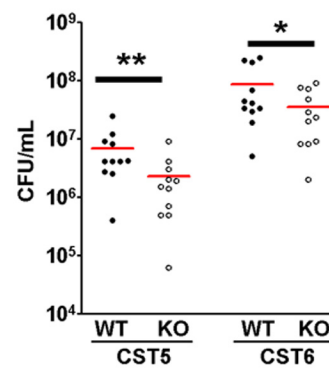


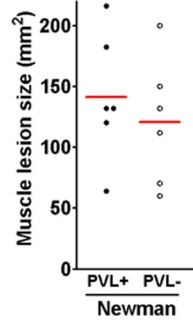
A $\sim 1 \times 10^7$



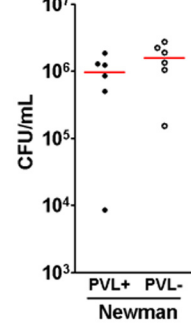
B $\sim 1 \times 10^7$



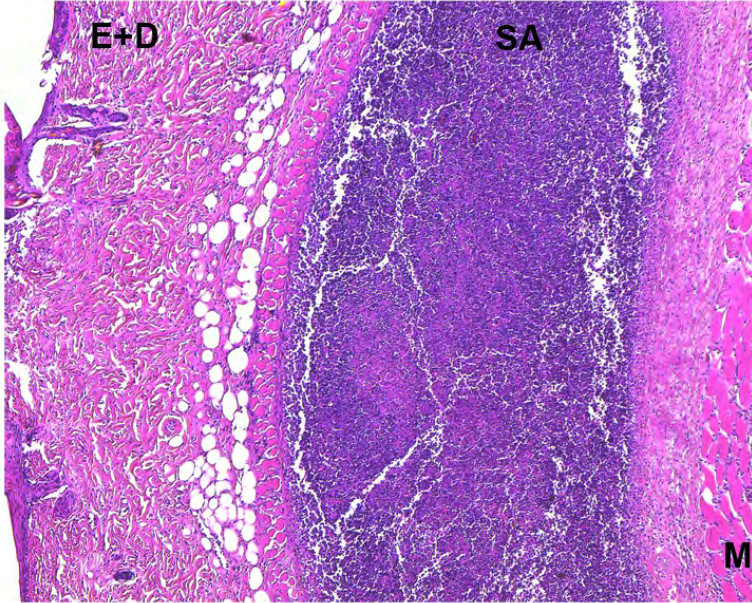
C $\sim 1 \times 10^8$



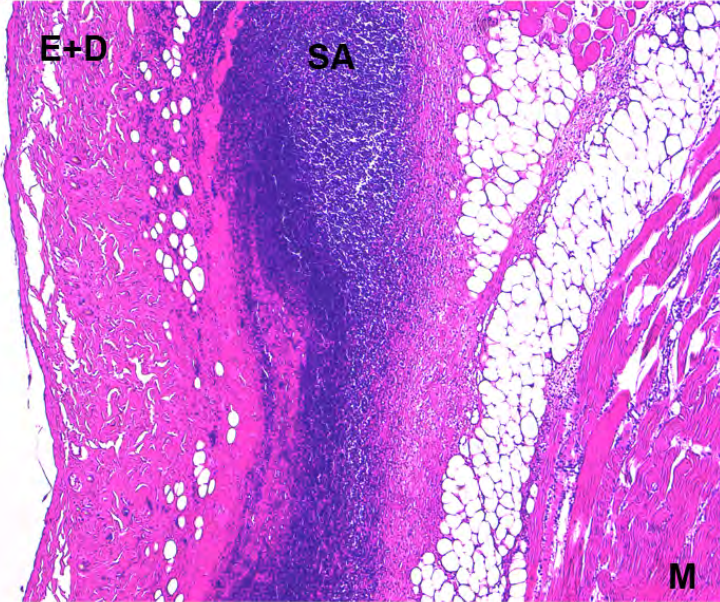
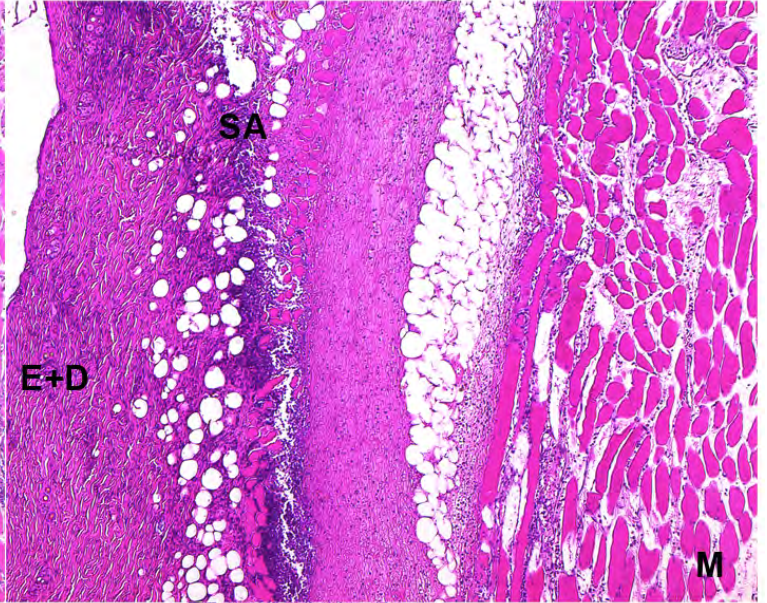
D $\sim 1 \times 10^8$



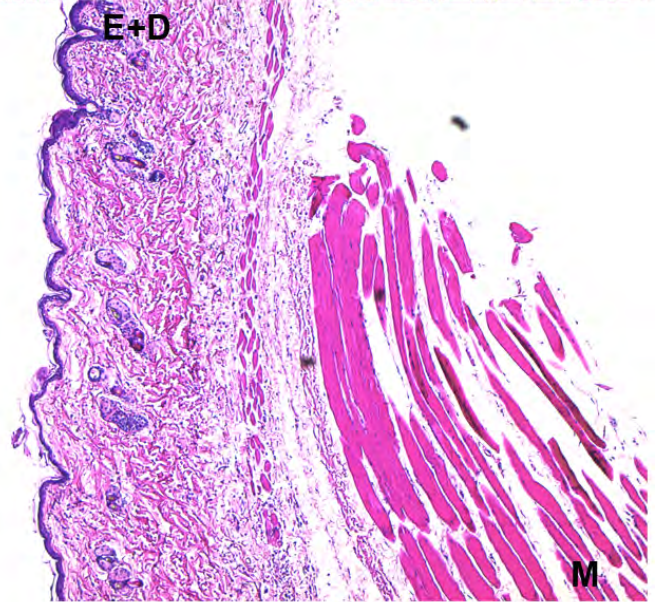
Newman Vector



Newman pPVL



CST5



Uninfected

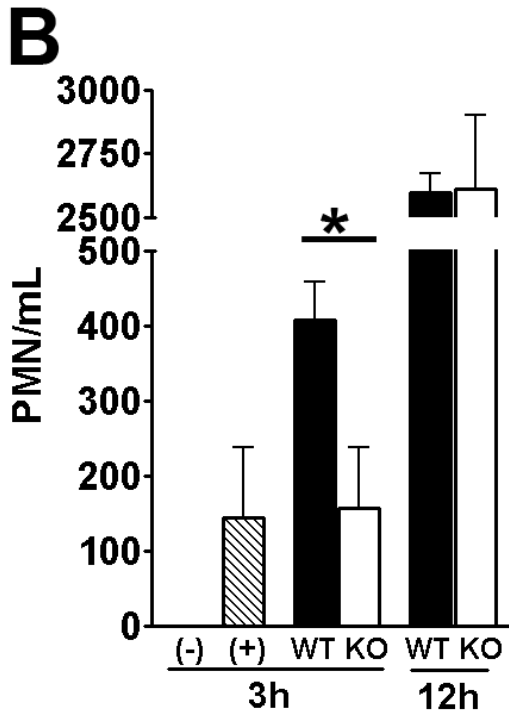
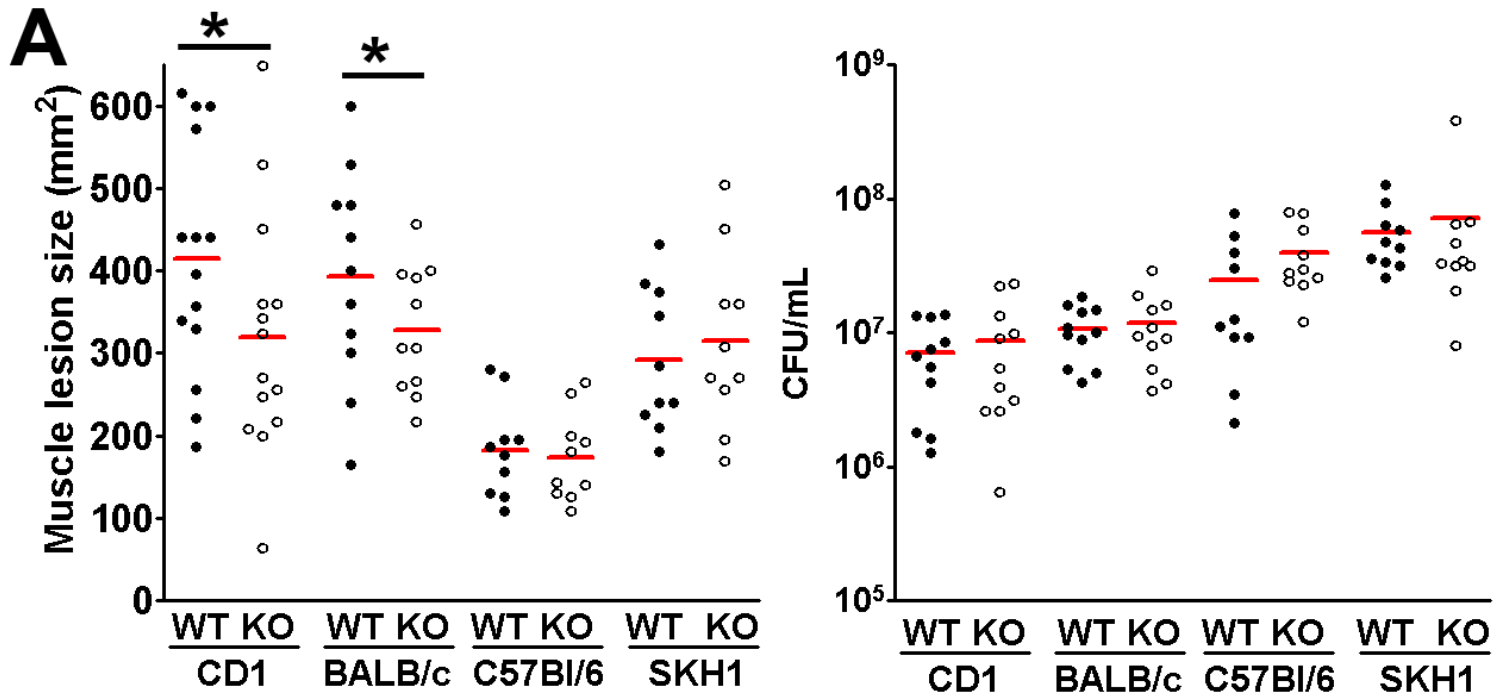


Table S1. Strains and plasmids used in this study

Name	Description	Reference/Source
Bacteria strains		
<i>Staphylococcus aureus</i>		
CST5	Clinical isolate. SCCmec IV, ST8, USA300	(1)
CST6	Clinical isolate. SCCmec IV, ST8, USA300	(1)
RN4220	Accepts foreign DNA (r ⁻)	(2)
Newman	Laboratory strain	Goetz, F.
CST151	CST5, <i>luk</i> -PV 2 stop codons- <i>erm</i> ^R	This study
CST153	CST6, <i>luk</i> -PV 2 stop codons- <i>erm</i> ^R	This study
BD0299	SF8300, <i>luk</i> -PV:: <i>spec</i> ^R	This study
CST176	CST5, pDT144	This study
CST178	CST151, pDT144	This study
CST181	CST151, pDT145	This study
Newman	pDCErm	This study
Newman	pDCErm+PVL	This study
Plasmids		
pDT144	3.9 kb pCR2.1 BamHI fragment in pDL278	This study
pDT145	pDT144 + 2.2 kb PVL DNA fragment	This study
pDCErm	Shuttle vector	(3)
pDCErm + PVL	2.2 kb PVL expression fragment in pDCErm	This study
pCR2.1	PCR cloning vector	Invitrogen
pET151	Expression vector	Invitrogen
pDL278	Shuttle vector	(4)
pET151LukS	rLukS expression vector	This study
pET151LukF	rLukF expression vector	This study

MLST, multilocus sequence type; SSC, staphylococcal cassette chromosome; ST, sequence type

REFERENCES

1. Miller, L.G., Perdreau-Remington, F., Rieg, G., Mehdi, S., Perloth, J., Bayer, A.S., Tang, A.W., Phung, T.O., and Spellberg, B. 2005. Necrotizing fasciitis caused by community-associated methicillin-resistant *Staphylococcus aureus* in Los Angeles. *N Engl J Med* 352:1445-1453.

2. Kreiswirth, B.N., Lofdahl, S., Betley, M.J., O'Reilly, M., Schlievert, P.M., Bergdoll, M.S., and Novick, R.P. 1983. The toxic shock syndrome exotoxin structural gene is not detectably transmitted by a prophage. *Nature* 305:709-712.
3. Jeng, A., Sakota, V., Li, Z., Datta, V., Beall, B., and Nizet, V. 2003. Molecular genetic analysis of a group A Streptococcus operon encoding serum opacity factor and a novel fibronectin-binding protein, SfbX. *J Bacteriol* 185:1208-1217.
4. LeBlanc, D.J., and Lee, L.N. 1991. Replication functions of pVA380-1. In *Genetics and molecular biology of streptococci, enterococci, and lactococci*. G.M. Dunny, P.P. Cleary, and L.L. McKay, editors. Washington, D.C.: American Society for Microbiology. 224-227.